





LIGHTSync™ Photo Sensor 4

Network Photo Sensor Controller
Indoor or Outdoor Sensor

- Incorporates 4 photo sensor controllers in 1 board
- Monitors light levels indoors or outdoors
- Light range from 0 to 1800 fc
- Communicates directly on the data line
- Panel or remote mounted electronics
- 8 individually adjustable on and off control points
- Adjustable photocell filter
- Powered directly from the data line
- Made in the USA



Overview

The LightSync Photo Sensor 4 incorporates a space-saving 4 head controller in 1 module. As with our standard photocell controller it monitors the light levels and transmits the data across the LightSync data line to the lighting control panels. Each sensor has 8 individual set points for on or off control with a selectable dead-band and is programmable to any or all relays, groups, or presets. Each sensor has a built in adjustable filter to eliminate false triggering from lightning or other sudden light sources. Can be used for daylight harvesting to shed lighting loads or used with a dimming module to dim loads. The indoor and outdoor photocell heads convert the analog light levels to a digital form and are UV resistant.

Features

General Information:

- **Light levels** monitored indoors or outdoors from 0 to 1800 fc
- **Incorporates** 4 LightSync photocell controllers in 1 module
- **Configurable** from 1 to 4 photocells
- **Control points** consists of 8 individual On and Off inputs
- **Dead-band** for each control point
- **Analog to digital** photocell heads
- **Photocell Filter** to eliminate false triggering of loads
- **Digitally addressable** device for a unique address
- **RJ45 connectors** for easy data line connections
- **Photocell head connectors** are push-to-connect type
- **Mounting** options for in the panel or at a remote location

Safeguards:

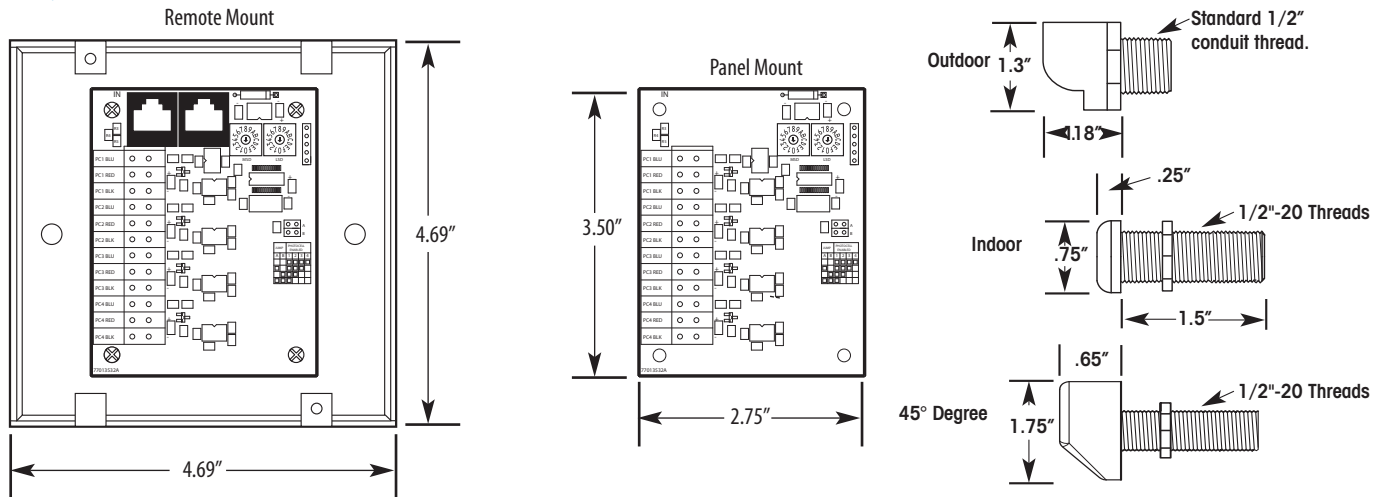
- Photocell filter to eliminate false triggering of loads
- UV resistant photocell heads
- Encased outdoor photocell head protects sensor from the elements



LIGHT Sync™ Photo Sensor 4

Network Photo Sensor Controller
Indoor or Outdoor Sensor

Physical



Specifications

Controller Physical:

- 2.75" Wide x 3.50" High
- Digital addressing switches
- Configuration selection jumpers
- Remote mount has RJ45 connectors easy data line connections
- Remote mount provided with a 4.69" x 2.25" deep steel box with cover
- Panel mount supplied with connector for direct connection onto a relay driver board
- Push-to-connect photo sensor inputs

Photocell Heads:

- Outdoor photocell mounts in a 1/2" LB type fitting or junction box
- Indoor photocell mounts to ceiling tile or other structure
- Indoor 45 degree photocell mounts to ceiling or other structure. Angled for light harvesting.

Electrical:

- Powered from the panel or the LightSync network

Controller Operating Environment:

- Location: Interior Space
- Operating Temp.: 0° to 50° C
- Humidity: 10% to 90% Non-condensing
- Atmosphere: Non-explosive/corrosive
- Vibration: Stationary

Photocell Operating Environment:

- Location: Interior/Exterior Space
- Operating Temp.: -35° to 50° C
- Humidity: 10% to 100% Condensing
- Atmosphere: Non-explosive/corrosive
- Vibration: Stationary

Certifications:

- UL
- CUL
- FCC Part 15

Ordering

