




- Uses standard ASCII or RTU control protocol
- Connect directly to the MODBUS RS 485 bus
- Allows status reporting and direct control of relays
- Adjustable protocol settings
- Used in LightMaster Stand Alone, Standard or Extended Network controllers



Overview

The LightMaster MODBUS interface add-on module can easily be added to any LightMaster programmable lighting control panel to provide for integration to your MODBUS communication and control system, allowing the LightMaster to become a slave node on the MODBUS network.

Features

Configuration

- The MODBUS card can be addressed between 1 and 255. The network cable is a RS485 two-wire shielded twisted pair

Supported Commands

- 01 Read coil status
- 02 Read input status
- 05 Force single coil
- 15 Force multiple coils

Input and Output Options

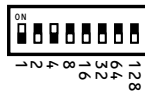
- Normal ON/OFF
- ON/OFF with Timer Options (Blink, Alarm)
- Input Enable/Disable

Adjustable Protocol Settings

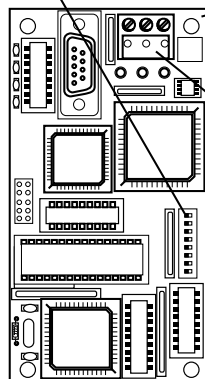
- Protocol: ASCII or RTU
- Baud rate: 4800, 9600, 19200 or 38400
- Parity adjustment: ODD, EVEN, or NONE

For more information refer to Modicon Modbus Protocol Reference Guide (PI-MBUS-300)

DIP Switch Addressing

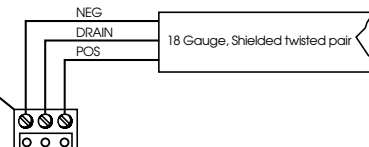
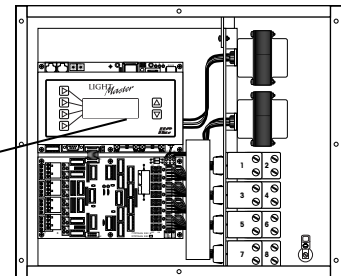


Add the value of each ON switch to determine the address (address 05 shown).



MODBUS Add-on Card

MODBUS Add-on Card mounted on LightMaster Controller (under Keypad/Display)



100 ohm Terminating Resistor (Used only if Light Master Controller is the last device on cable)

MODBUS Set-Up

NOTE: The Drain wire must only be connected at one end.

to MODBUS network

FOR USE IN
SA SN EN
LIGHTMASTER NETWORKS

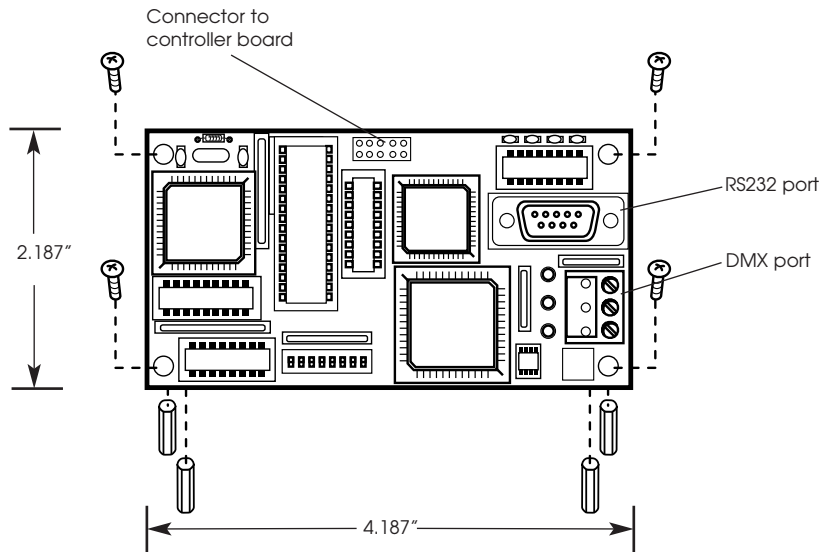

INTELLIGENT LIGHTING
CONTROLS, INC.

5229 Edina Industrial Boulevard
Minneapolis, Minnesota 55439
Phone 952 829 1900
FAX 952 829 1901
1-800-922-8004
www.ilc-usa.com



LIGHT *Master* MODBUS Serial Interface

MODBUS Protocol



Specifications

Physical:

- Plug-in module designed for mounting to LightMaster main board

Operating Environment:

- Location Interior space
- Operating Temperature 0° to 50° C
- Relative Humidity 10% to 90% Non-condensing

Certifications:

- UL
- FCC Approval for commercial and residential use

Configuration:

- DIP switch and soft configuration for Protocol Type, Baud Rate and Parity

INTELLIGENT LIGHTING
CONTROLS, INC.

5229 Edina Industrial Boulevard
Minneapolis, Minnesota 55439
Phone 952 829 1900
FAX 952 829 1901
1-800-922-8004
www.ilc-usa.com

How to Order

Ordering a **LightMaster MODBUS Add-on Module**

Order No. LMSI-MOD (sample)

LMSI-MOD